



<b>MACHINE TYPE</b>	REXQUOTE MECALAC 14MBX ROAD-RAILER
<b>SERIAL No</b>	31030 (Bogie No 2014)
<b>EQUIPMENT</b>	Hydraulically adjustable boom + 2m45 dipper
<b>DATE</b>	22 June 2005

This machine is equipped with a liftwatch 5 RCI. This system is designed to comply with RAILWAY SAFETY STANDARD GM/RT1300 Issue 4

<b>1a</b> 	<b>ROAD</b>	LEVEL ROAD @ 71% of tipping load										
	<b>SECTOR</b>	±10° OVER FIXED AXLE										
	<b>OSC. AXLE</b>	FLOAT (LIFT & CARRY)										
	<b>2.0m</b>	<b>2.5m</b>	<b>3.0m</b>	<b>3.5m</b>	<b>4.0m</b>	<b>4.5m</b>	<b>5.0m</b>	<b>5.5m</b>	<b>6.0m</b>	<b>6.5m</b>	<b>7.0m</b>	
<b>7.0m</b>	9.67b	7.00b	5.76b	4.92b								
<b>6.0m</b>	9.78b	6.12b	4.28b	3.90b	3.67b	3.38b	3.01					
<b>5.0m</b>	9.78b	6.13b	4.32b	3.23b	3.08b	3.04b	2.88b	2.61	2.27			
<b>4.0m</b>	9.49b	5.98b	4.23b	3.19b	2.63b	2.80b	2.75b	2.56	2.25	1.99		
<b>3.0m</b>		5.72b	4.09b	3.11b	2.53b	2.77b	2.77b	2.49	2.20	1.95		
<b>2.0m</b>	8.52b	5.48b	3.96b	3.04b	2.91b	3.05b	2.72	2.40	2.13	1.90	1.70	
<b>1.0m</b>	8.32b	5.38b	3.91b	3.66b	3.47	2.98	2.61	2.31	2.06	1.85	1.66	
<b>0.0m</b>	8.52	6.24	4.88	3.98	3.34	2.89	2.54	2.25	2.01	1.81b	1.55b	
<b>-1.0m</b>	8.47	5.88b	4.39b	3.59b	3.16b	2.74b	2.39b	2.07b	1.82b	1.55b		
<b>-2.0m</b>	8.54	5.39b	3.86b	3.09b	2.66b	2.32b	2.00b	1.73b	1.48b			
<b>-3.0m</b>	8.72	5.65b	4.01b	3.05b	2.42b	1.98b	1.69b					

<b>1a</b> 	<b>ROAD</b>	LEVEL ROAD @ 71% of tipping load										
	<b>SECTOR</b>	±10° OVER FIXED AXLE										
	<b>OSC. AXLE</b>	LOCKED (STATIC LIFT ONLY)										
	<b>2.0m</b>	<b>2.5m</b>	<b>3.0m</b>	<b>3.5m</b>	<b>4.0m</b>	<b>4.5m</b>	<b>5.0m</b>	<b>5.5m</b>	<b>6.0m</b>	<b>6.5m</b>	<b>7.0m</b>	
<b>7.0m</b>	9.67b	7.00b	5.76b	4.92b								
<b>6.0m</b>	9.78b	6.12b	4.28b	3.90b	3.67b	3.38b	3.01					
<b>5.0m</b>	9.78b	6.13b	4.32b	3.23b	3.08b	3.04b	2.88b	2.61	2.27			
<b>4.0m</b>	9.49b	5.98b	4.23b	3.19b	2.63b	2.80b	2.75b	2.56	2.25	1.99		
<b>3.0m</b>		5.72b	4.09b	3.11b	2.53b	2.77b	2.77b	2.49	2.20	1.95		
<b>2.0m</b>	8.52b	5.48b	3.96b	3.04b	2.91b	3.05b	2.72	2.40	2.13	1.90	1.70	
<b>1.0m</b>	8.32b	5.38b	3.91b	3.66b	3.47	2.98	2.61	2.31	2.06	1.85	1.66	
<b>0.0m</b>	8.52	6.24	4.88	3.98	3.34	2.89	2.54	2.25	2.01	1.81b	1.55b	
<b>-1.0m</b>	8.47	5.88b	4.39b	3.59b	3.16b	2.74b	2.39b	2.07b	1.82b	1.55b		
<b>-2.0m</b>	8.54	5.39b	3.86b	3.09b	2.66b	2.32b	2.00b	1.73b	1.48b			
<b>-3.0m</b>	8.72	5.65b	4.01b	3.05b	2.42b	1.98b	1.69b					

**NOTES** Radius/height are given in METRES. Loads are given in TONNES, and assume that the load is suspended vertically below the bucket pin with no other equipment attached. This machine has an hydraulically adjustable boom and therefore can have a variety of safe working loads for each point in space. The loads listed here are the MINIMUM loads achievable and are limited by either stability, or 87% of MRV pressure (261 bars, marked **b**)

<b>MACHINE TYPE</b>	REXQUOTE MECALAC 14MBX ROAD-RAILER
<b>SERIAL No</b>	31030 (Bogie No 2014)
<b>EQUIPMENT</b>	Hydraulically adjustable boom + 2m45 dipper
<b>DATE</b>	22 June 2005

This machine is equipped with a liftwatch 5 RCI. This system is designed to comply with RAILWAY SAFETY STANDARD GM/RT1300 Issue 4


<b>1b</b>	<b>ROAD</b>	LEVEL ROAD @ 71% of tipping load										
	<b>SECTOR</b>	±45° OVER FIXED AXLE										
	<b>OSC. AXLE</b>	FLOAT (LIFT & CARRY)										
	<b>2.0m</b>	<b>2.5m</b>	<b>3.0m</b>	<b>3.5m</b>	<b>4.0m</b>	<b>4.5m</b>	<b>5.0m</b>	<b>5.5m</b>	<b>6.0m</b>	<b>6.5m</b>	<b>7.0m</b>	
<b>7.0m</b>	9.67b	7.00b	5.76b	4.92b								
<b>6.0m</b>	9.78b	6.12b	4.28b	3.90b	3.67b	3.38b	3.01					
<b>5.0m</b>	9.78b	6.13b	4.32b	3.23b	3.08b	3.04b	2.88b	2.61	2.27			
<b>4.0m</b>	9.49b	5.98b	4.23b	3.19b	2.63b	2.80b	2.75b	2.56	2.25	1.99		
<b>3.0m</b>		5.72b	4.09b	3.11b	2.53b	2.77b	2.77b	2.49	2.20	1.95		
<b>2.0m</b>	8.52b	5.48b	3.96b	3.04b	2.91b	3.05b	2.72	2.40	2.13	1.90	1.70	
<b>1.0m</b>	8.32b	5.38b	3.91b	3.66b	3.47	2.98	2.61	2.31	2.06	1.85	1.66	
<b>0.0m</b>	8.52	6.24	4.88	3.98	3.34	2.89	2.54	2.25	2.01	1.81b	1.55b	
<b>-1.0m</b>	8.47	5.88b	4.39b	3.59b	3.16b	2.74b	2.39b	2.07b	1.82b	1.55b		
<b>-2.0m</b>	8.54	5.39b	3.86b	3.09b	2.66b	2.32b	2.00b	1.73b	1.48b			
<b>-3.0m</b>	8.72	5.65b	4.01b	3.05b	2.42b	1.98b	1.69b					


<b>1b</b>	<b>ROAD</b>	LEVEL ROAD @ 71% of tipping load										
	<b>SECTOR</b>	±45° OVER FIXED AXLE										
	<b>OSC. AXLE</b>	LOCKED (STATIC LIFT ONLY)										
	<b>2.0m</b>	<b>2.5m</b>	<b>3.0m</b>	<b>3.5m</b>	<b>4.0m</b>	<b>4.5m</b>	<b>5.0m</b>	<b>5.5m</b>	<b>6.0m</b>	<b>6.5m</b>	<b>7.0m</b>	
<b>7.0m</b>	9.67b	7.00b	5.76b	4.92b								
<b>6.0m</b>	9.78b	6.12b	4.28b	3.90b	3.67b	3.38b	3.01					
<b>5.0m</b>	9.78b	6.13b	4.32b	3.23b	3.08b	3.04b	2.88b	2.61	2.27			
<b>4.0m</b>	9.49b	5.98b	4.23b	3.19b	2.63b	2.80b	2.75b	2.56	2.25	1.99		
<b>3.0m</b>		5.72b	4.09b	3.11b	2.53b	2.77b	2.77b	2.49	2.20	1.95		
<b>2.0m</b>	8.52b	5.48b	3.96b	3.04b	2.91b	3.05b	2.72	2.40	2.13	1.90	1.70	
<b>1.0m</b>	8.32b	5.38b	3.91b	3.66b	3.47	2.98	2.61	2.31	2.06	1.85	1.66	
<b>0.0m</b>	8.52	6.24	4.88	3.98	3.34	2.89	2.54	2.25	2.01	1.81b	1.55b	
<b>-1.0m</b>	8.47	5.88b	4.39b	3.59b	3.16b	2.74b	2.39b	2.07b	1.82b	1.55b		
<b>-2.0m</b>	8.54	5.39b	3.86b	3.09b	2.66b	2.32b	2.00b	1.73b	1.48b			
<b>-3.0m</b>	8.72	5.65b	4.01b	3.05b	2.42b	1.98b	1.69b					

**NOTES** Radius/height are given in METRES. Loads are given in TONNES, and assume that the load is suspended vertically below the bucket pin with no other equipment attached. This machine has an hydraulically adjustable boom and therefore can have a variety of safe working loads for each point in space. The loads listed here are the MINIMUM loads achievable and are limited by either stability, or 87% of MRV pressure (261 bars, marked **b**)

<b>MACHINE TYPE</b>	REXQUOTE MECALAC 14MBX ROAD-RAILER
<b>SERIAL No</b>	31030 (Bogie No 2014)
<b>EQUIPMENT</b>	Hydraulically adjustable boom + 2m45 dipper
<b>DATE</b>	22 June 2005

This machine is equipped with a liftwatch 5 RCI. This system is designed to comply with RAILWAY SAFETY STANDARD GM/RT1300 Issue 4

<b>1c</b> 	<b>ROAD</b>	LEVEL ROAD @ 71% of tipping load										
	<b>SECTOR</b>	±45° to ±135°										
	<b>OSC. AXLE</b>	FLOAT (LIFT & CARRY)										
	<b>2.0m</b>	<b>2.5m</b>	<b>3.0m</b>	<b>3.5m</b>	<b>4.0m</b>	<b>4.5m</b>	<b>5.0m</b>	<b>5.5m</b>	<b>6.0m</b>	<b>6.5m</b>	<b>7.0m</b>	
<b>7.0m</b>	8.91	5.49	3.82	2.82								
<b>6.0m</b>	9.14	5.63	3.91	2.90	2.23	1.76	1.39					
<b>5.0m</b>	9.10	5.57	3.86	2.86	2.20	1.73	1.39	1.12	0.90			
<b>4.0m</b>	8.95	5.36	3.64	2.68	2.07	1.64	1.32	1.07	0.87	0.71		
<b>3.0m</b>		5.08	3.40	2.44	1.84	1.48	1.20	0.99	0.81	0.67		
<b>2.0m</b>	7.72	4.47	2.98	2.14	1.61	1.28	1.07	0.88	0.74	0.61	0.50	
<b>1.0m</b>	5.78	3.55	2.46	1.82	1.39	1.12	0.94	0.79	0.67	0.56	0.47	
<b>0.0m</b>	5.02	3.07	2.14	1.60	1.23	1.02	0.85	0.72	0.61	0.52	0.44	
<b>-1.0m</b>	4.95	2.97	2.04	1.52	1.21	0.98	0.82	0.69	0.58	0.50		
<b>-2.0m</b>	5.05	3.05	2.10	1.57	1.23	0.99	0.82	0.69	0.59			
<b>-3.0m</b>	5.34	3.24	2.24	1.67	1.30	1.04	0.87					

<b>1c</b> 	<b>ROAD</b>	LEVEL ROAD @ 71% of tipping load										
	<b>SECTOR</b>	±45° to ±135°										
	<b>OSC. AXLE</b>	LOCKED (STATIC LIFT ONLY)										
	<b>2.0m</b>	<b>2.5m</b>	<b>3.0m</b>	<b>3.5m</b>	<b>4.0m</b>	<b>4.5m</b>	<b>5.0m</b>	<b>5.5m</b>	<b>6.0m</b>	<b>6.5m</b>	<b>7.0m</b>	
<b>7.0m</b>	9.67b	7.00b	5.76b	4.55								
<b>6.0m</b>	9.78b	6.12b	4.28b	3.90b	3.66	2.97	2.45					
<b>5.0m</b>	9.78b	6.13b	4.32b	3.23b	3.08b	2.95	2.44	2.06	1.74			
<b>4.0m</b>	9.49b	5.98b	4.23b	3.19b	2.63b	2.80b	2.38	2.00	1.71	1.47		
<b>3.0m</b>		5.72b	4.09b	3.11b	2.53b	2.69	2.26	1.92	1.65	1.43		
<b>2.0m</b>	8.52b	5.48b	3.96b	3.04b	2.91b	2.49	2.12	1.82	1.57	1.37	1.20	
<b>1.0m</b>	8.32b	5.38b	3.91b	3.54	2.81	2.33	1.99	1.72	1.50	1.31	1.16	
<b>0.0m</b>	9.68	6.04	4.32	3.31	2.65	2.23	1.91	1.65	1.45	1.28	1.13	
<b>-1.0m</b>	8.78b	5.88b	4.22	3.24	2.62	2.19	1.87	1.62	1.42	1.26		
<b>-2.0m</b>	8.61b	5.39b	3.86b	3.09b	2.65	2.20	1.87	1.62	1.43			
<b>-3.0m</b>	8.99b	5.65b	4.01b	3.05b	2.42b	1.98b	1.69b					

**NOTES** Radius/height are given in METRES. Loads are given in TONNES, and assume that the load is suspended vertically below the bucket pin with no other equipment attached. This machine has an hydraulically adjustable boom and therefore can have a variety of safe working loads for each point in space. The loads listed here are the MINIMUM loads achievable and are limited by either stability, or 87% of MRV pressure (261 bars, marked **b**)

<b>MACHINE TYPE</b>	REXQUOTE MECALAC 14MBX ROAD-RAILER
<b>SERIAL No</b>	31030 (Bogie No 2014)
<b>EQUIPMENT</b>	Hydraulically adjustable boom + 2m45 dipper
<b>DATE</b>	22 June 2005

This machine is equipped with a liftwatch 5 RCI. This system is designed to comply with RAILWAY SAFETY STANDARD GM/RT1300 Issue 4


<b>1dift</b>	<b>ROAD</b>	LEVEL ROAD @ 71% of tipping load										
	<b>SECTOR</b>	±45° OVER OSCILLATING AXLE										
	<b>OSC. AXLE</b>	FLOAT (LIFT & CARRY)										
	<b>2.0m</b>	<b>2.5m</b>	<b>3.0m</b>	<b>3.5m</b>	<b>4.0m</b>	<b>4.5m</b>	<b>5.0m</b>	<b>5.5m</b>	<b>6.0m</b>	<b>6.5m</b>	<b>7.0m</b>	
<b>7.0m</b>	8.91	5.49	3.82	2.82								
<b>6.0m</b>	9.14	5.63	3.91	2.90	2.23	1.76	1.39					
<b>5.0m</b>	9.10	5.57	3.86	2.86	2.20	1.73	1.39	1.12	0.90			
<b>4.0m</b>	8.95	5.36	3.64	2.68	2.07	1.64	1.32	1.07	0.87	0.71		
<b>3.0m</b>		5.08	3.40	2.44	1.84	1.48	1.20	0.99	0.81	0.67		
<b>2.0m</b>	7.72	4.47	2.98	2.14	1.61	1.28	1.07	0.88	0.74	0.61	0.50	
<b>1.0m</b>	5.78	3.55	2.46	1.82	1.39	1.12	0.94	0.79	0.67	0.56	0.47	
<b>0.0m</b>	5.02	3.07	2.14	1.60	1.23	1.02	0.85	0.72	0.61	0.52	0.44	
<b>-1.0m</b>	4.95	2.97	2.04	1.52	1.21	0.98	0.82	0.69	0.58	0.50		
<b>-2.0m</b>	5.05	3.05	2.10	1.57	1.23	0.99	0.82	0.69	0.59			
<b>-3.0m</b>	5.34	3.24	2.24	1.67	1.30	1.04	0.87					


<b>1dift</b>	<b>ROAD</b>	LEVEL ROAD @ 71% of tipping load										
	<b>SECTOR</b>	±45° OVER OSCILLATING AXLE										
	<b>OSC. AXLE</b>	LOCKED (STATIC LIFT ONLY)										
	<b>2.0m</b>	<b>2.5m</b>	<b>3.0m</b>	<b>3.5m</b>	<b>4.0m</b>	<b>4.5m</b>	<b>5.0m</b>	<b>5.5m</b>	<b>6.0m</b>	<b>6.5m</b>	<b>7.0m</b>	
<b>7.0m</b>	9.67b	7.00b	5.76b	4.55								
<b>6.0m</b>	9.78b	6.12b	4.28b	3.90b	3.66	2.97	2.45					
<b>5.0m</b>	9.78b	6.13b	4.32b	3.23b	3.08b	2.95	2.44	2.06	1.74			
<b>4.0m</b>	9.49b	5.98b	4.23b	3.19b	2.63b	2.80b	2.38	2.00	1.71	1.47		
<b>3.0m</b>		5.72b	4.09b	3.11b	2.53b	2.69	2.26	1.92	1.65	1.43		
<b>2.0m</b>	8.52b	5.48b	3.96b	3.04b	2.91b	2.49	2.12	1.82	1.57	1.37	1.20	
<b>1.0m</b>	8.32b	5.38b	3.91b	3.54	2.81	2.33	1.99	1.72	1.50	1.31	1.16	
<b>0.0m</b>	9.68	6.04	4.32	3.31	2.65	2.23	1.91	1.65	1.45	1.28	1.13	
<b>-1.0m</b>	8.78b	5.88b	4.22	3.24	2.62	2.19	1.87	1.62	1.42	1.26		
<b>-2.0m</b>	8.61b	5.39b	3.86b	3.09b	2.65	2.20	1.87	1.62	1.43			
<b>-3.0m</b>	8.99b	5.65b	4.01b	3.05b	2.42b	1.98b	1.69b					

**NOTES** Radius/height are given in METRES. Loads are given in TONNES, and assume that the load is suspended vertically below the bucket pin with no other equipment attached. This machine has an hydraulically adjustable boom and therefore can have a variety of safe working loads for each point in space. The loads listed here are the MINIMUM loads achievable and are limited by either stability, or 87% of MRV pressure (261 bars, marked **b**)

<b>MACHINE TYPE</b>	REXQUOTE MECALAC 14MBX ROAD-RAILER
<b>SERIAL No</b>	31030 (Bogie No 2014)
<b>EQUIPMENT</b>	Hydraulically adjustable boom + 2m45 dipper
<b>DATE</b>	22 June 2005


This machine is equipped with a liftwatch 5 RCI. This system is designed to comply with RAILWAY SAFETY STANDARD GM/RT1300 Issue 4

<b>2a</b> 	<b>RAIL</b>	0 to 50mm CANT @ 66% of tipping load									
	<b>SECTOR</b>	±20° OVER FIXED AXLE (FRONT)									
	<b>OSC. AXLE</b>	FLOAT (LIFT & CARRY)									



**0-50mm**

	2.0m	2.5m	3.0m	3.5m	4.0m	4.5m	5.0m	5.5m	6.0m	6.5m	7.0m
<b>7.0m</b>	9.67b	7.00b	5.76b	4.92b							
<b>6.0m</b>	9.78b	6.12b	4.28b	3.90b	3.67b	3.38b	3.14b				
<b>5.0m</b>	9.78b	6.13b	4.32b	3.23b	3.08b	3.04b	2.88b	2.71b	2.50b		
<b>4.0m</b>	9.49b	5.98b	4.23b	3.19b	2.63b	2.80b	2.75b	2.62b	2.44b	2.21b	
<b>3.0m</b>		5.72b	4.09b	3.11b	2.53b	2.77b	2.77b	2.63b	2.43b	2.19b	
<b>2.0m</b>	8.52b	5.48b	3.96b	3.04b	2.91b	3.05b	2.92b	2.71b	2.42b	2.12b	1.84b
<b>1.0m</b>	8.32b	5.38b	3.91b	3.66b	3.74b	3.49b	3.02b	2.63b	2.29b	1.99b	1.72b
<b>0.0m</b>	9.99b	8.10b	5.96b	4.62b	3.64b	3.17b	2.73b	2.38b	2.07b	1.81b	1.55b
<b>-1.0m</b>	8.78b	5.88b	4.39b	3.59b	3.16b	2.74b	2.39b	2.07b	1.82b	1.55b	
<b>-2.0m</b>	8.61b	5.39b	3.86b	3.09b	2.66b	2.32b	2.00b	1.73b	1.48b		
<b>-3.0m</b>	8.99b	5.65b	4.01b	3.05b	2.42b	1.98b	1.69b				

<b>2a</b> 	<b>RAIL</b>	0 to 50mm CANT									
	<b>SECTOR</b>	±20° OVER FIXED AXLE (FRONT)									
	<b>OSC. AXLE</b>	LOCKED (STATIC LIFT ONLY)									

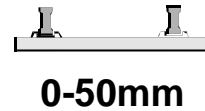
	2.0m	2.5m	3.0m	3.5m	4.0m	4.5m	5.0m	5.5m	6.0m	6.5m	7.0m
<b>7.0m</b>	9.67b	7.00b	5.76b	4.92b							
<b>6.0m</b>	9.78b	6.12b	4.28b	3.90b	3.67b	3.38b	3.14b				
<b>5.0m</b>	9.78b	6.13b	4.32b	3.23b	3.08b	3.04b	2.88b	2.71b	2.50b		
<b>4.0m</b>	9.49b	5.98b	4.23b	3.19b	2.63b	2.80b	2.75b	2.62b	2.44b	2.21b	
<b>3.0m</b>		5.72b	4.09b	3.11b	2.53b	2.77b	2.77b	2.63b	2.43b	2.19b	
<b>2.0m</b>	8.52b	5.48b	3.96b	3.04b	2.91b	3.05b	2.92b	2.71b	2.42b	2.12b	1.84b
<b>1.0m</b>	8.32b	5.38b	3.91b	3.66b	3.74b	3.49b	3.02b	2.63b	2.29b	1.99b	1.72b
<b>0.0m</b>	9.99b	8.10b	5.96b	4.62b	3.64b	3.17b	2.73b	2.38b	2.07b	1.81b	1.55b
<b>-1.0m</b>	8.78b	5.88b	4.39b	3.59b	3.16b	2.74b	2.39b	2.07b	1.82b	1.55b	
<b>-2.0m</b>	8.61b	5.39b	3.86b	3.09b	2.66b	2.32b	2.00b	1.73b	1.48b		
<b>-3.0m</b>	8.99b	5.65b	4.01b	3.05b	2.42b	1.98b	1.69b				

**NOTES** Radius/height are given in METRES. Loads are given in TONNES, and assume that the load is suspended vertically below the bucket pin with no other equipment attached. This machine has an hydraulically adjustable boom and therefore can have a variety of safe working loads for each point in space. The loads listed here are the MINIMUM loads achievable and are limited by either stability, or 87% of MRV pressure (261 bars, marked **b**)

<b>MACHINE TYPE</b>	REXQUOTE MECALAC 14MBX ROAD-RAILER
<b>SERIAL No</b>	31030 (Bogie No 2014)
<b>EQUIPMENT</b>	Hydraulically adjustable boom + 2m45 dipper
<b>DATE</b>	22 June 2005

This machine is equipped with a liftwatch 5 RCI. This system is designed to comply with RAILWAY SAFETY STANDARD GM/RT1300 Issue 4

<b>2b</b>	<b>RAIL</b>	0 to 50mm CANT @ 66% of tipping load									
	<b>SECTOR</b>	±45° OVER FIXED AXLE (FRONT)									
	<b>OSC. AXLE</b>	FLOAT (LIFT & CARRY)									
	<b>2.0m</b>	<b>2.5m</b>	<b>3.0m</b>	<b>3.5m</b>	<b>4.0m</b>	<b>4.5m</b>	<b>5.0m</b>	<b>5.5m</b>	<b>6.0m</b>	<b>6.5m</b>	<b>7.0m</b>
<b>7.0m</b>	9.26	5.64	3.91	2.89							
<b>6.0m</b>	9.49	5.78	4.00	2.97	2.29	1.81	1.45				
<b>5.0m</b>	9.44	5.72	3.95	2.93	2.26	1.79	1.44	1.18	0.95		
<b>4.0m</b>	9.30	5.52	3.74	2.76	2.14	1.70	1.38	1.13	0.91	0.66	
<b>3.0m</b>		5.25	3.52	2.54	1.92	1.55	1.27	1.05	0.83	0.60	
<b>2.0m</b>	8.10	4.67	3.12	2.25	1.71	1.37	1.14	0.94	0.72	0.52	0.35
<b>1.0m</b>	6.22	3.79	2.63	1.95	1.50	1.21	1.02	0.81	0.62	0.44	0.30
<b>0.0m</b>	5.48	3.33	2.32	1.74	1.35	1.12	0.93	0.71	0.53	0.39	0.26
<b>-1.0m</b>	5.42	3.24	2.23	1.67	1.33	1.08	0.88	0.66	0.50	0.36	
<b>-2.0m</b>	5.52	3.31	2.29	1.71	1.34	1.10	0.88	0.67	0.50		
<b>-3.0m</b>	5.80	3.49	2.42	1.80	1.41	1.14	0.95				





<b>2b</b>	<b>RAIL</b>	0 to 50mm CANT									
	<b>SECTOR</b>	±45° OVER FIXED AXLE (FRONT)									
	<b>OSC. AXLE</b>	LOCKED (STATIC LIFT ONLY)									
	<b>2.0m</b>	<b>2.5m</b>	<b>3.0m</b>	<b>3.5m</b>	<b>4.0m</b>	<b>4.5m</b>	<b>5.0m</b>	<b>5.5m</b>	<b>6.0m</b>	<b>6.5m</b>	<b>7.0m</b>
<b>7.0m</b>	9.67b	6.96	4.77	3.52							
<b>6.0m</b>	9.78b	6.12b	4.28b	3.60	2.79	2.22	1.79				
<b>5.0m</b>	9.78b	6.13b	4.32b	3.23b	2.75	2.20	1.79	1.47	1.21		
<b>4.0m</b>	9.49b	5.98b	4.23b	3.19b	2.63	2.10	1.72	1.42	1.19	1.00	
<b>3.0m</b>		5.72b	4.09b	3.11b	2.40	1.95	1.61	1.34	1.13	0.95	
<b>2.0m</b>	8.52b	5.48b	3.93	2.85	2.18	1.76	1.48	1.24	1.06	0.87	0.67
<b>1.0m</b>	8.32b	4.97	3.41	2.53	1.97	1.60	1.35	1.16	0.99	0.79	0.62
<b>0.0m</b>	7.61	4.47	3.09	2.31	1.81	1.51	1.27	1.09	0.92	0.73	0.58
<b>-1.0m</b>	7.54	4.37	2.99	2.24	1.79	1.47	1.24	1.05	0.88	0.70	
<b>-2.0m</b>	7.65	4.45	3.05	2.29	1.81	1.48	1.24	1.06	0.89		
<b>-3.0m</b>	7.97	4.65	3.19	2.38	1.87	1.53	1.28				

**NOTES** Radius/height are given in METRES. Loads are given in TONNES, and assume that the load is suspended vertically below the bucket pin with no other equipment attached. This machine has an hydraulically adjustable boom and therefore can have a variety of safe working loads for each point in space. The loads listed here are the MINIMUM loads achievable and are limited by either stability, or 87% of MRV pressure (261 bars, marked **b**)

<b>MACHINE TYPE</b>	REXQUOTE MECALAC 14MBX ROAD-RAILER
<b>SERIAL No</b>	31030 (Bogie No 2014)
<b>EQUIPMENT</b>	Hydraulically adjustable boom + 2m45 dipper
<b>DATE</b>	22 June 2005


This machine is equipped with a liftwatch 5 RCI. This system is designed to comply with RAILWAY SAFETY STANDARD GM/RT1300 Issue 4

<b>2c</b> 	<b>RAIL</b>	0 to 50mm CANT @ 66% of tipping load										
	<b>SECTOR</b>	±45° to ±135°										
	<b>OSC. AXLE</b>	FLOAT (LIFT & CARRY)										



**0-50mm**

	2.0m	2.5m	3.0m	3.5m	4.0m	4.5m	5.0m	5.5m	6.0m	6.5m	7.0m
<b>7.0m</b>	5.01	3.37	2.44	1.83							
<b>6.0m</b>	5.17	3.48	2.52	1.90	1.46	1.14	0.85				
<b>5.0m</b>	5.14	3.44	2.47	1.86	1.43	1.12	0.84	0.56	0.32		
<b>4.0m</b>	5.04	3.28	2.30	1.72	1.33	1.04	0.76	0.49	0.28	0.10	
<b>3.0m</b>		3.07	2.11	1.53	1.14	0.88	0.60	0.38	0.20	0.05	
<b>2.0m</b>	4.21	2.62	1.78	1.28	0.93	0.63	0.43	0.25	0.10	0.01	
<b>1.0m</b>	2.91	1.94	1.38	1.02	0.66	0.42	0.26	0.13	0.01		
<b>0.0m</b>	2.39	1.58	1.12	0.77	0.46	0.30	0.15	0.03			
<b>-1.0m</b>	2.35	1.50	1.05	0.68	0.43	0.24	0.11				
<b>-2.0m</b>	2.42	1.56	1.10	0.73	0.45	0.26	0.11				
<b>-3.0m</b>	2.61	1.71	1.21	0.86	0.54	0.32	0.17				

<b>2c</b> 	<b>RAIL</b>	0 to 50mm CANT										
	<b>SECTOR</b>	±45° to ±135°										
	<b>OSC. AXLE</b>	LOCKED (STATIC LIFT ONLY)										

	2.0m	2.5m	3.0m	3.5m	4.0m	4.5m	5.0m	5.5m	6.0m	6.5m	7.0m
<b>7.0m</b>	6.95	4.34	3.03	2.23							
<b>6.0m</b>	7.16	4.47	3.11	2.30	1.75	1.37	1.07				
<b>5.0m</b>	7.12	4.42	3.06	2.26	1.72	1.34	1.06	0.78	0.50		
<b>4.0m</b>	6.99	4.23	2.86	2.10	1.60	1.26	1.00	0.71	0.46	0.26	
<b>3.0m</b>		3.98	2.65	1.89	1.40	1.11	0.85	0.59	0.38	0.20	
<b>2.0m</b>	5.91	3.44	2.27	1.61	1.19	0.91	0.66	0.45	0.27	0.12	
<b>1.0m</b>	4.22	2.62	1.80	1.32	0.99	0.69	0.48	0.32	0.17	0.04	
<b>0.0m</b>	3.55	2.19	1.51	1.11	0.78	0.55	0.37	0.22	0.09	0.00	
<b>-1.0m</b>	3.49	2.10	1.43	1.05	0.74	0.50	0.32	0.17	0.06		
<b>-2.0m</b>	3.58	2.17	1.48	1.09	0.77	0.51	0.32	0.18	0.07		
<b>-3.0m</b>	3.84	2.34	1.61	1.18	0.87	0.58	0.39				

**NOTES** Radius/height are given in METRES. Loads are given in TONNES, and assume that the load is suspended vertically below the bucket pin with no other equipment attached. This machine has an hydraulically adjustable boom and therefore can have a variety of safe working loads for each point in space. The loads listed here are the MINIMUM loads achievable and are limited by either stability, or 87% of MRV pressure (261 bars, marked **b**)

<b>MACHINE TYPE</b>	REXQUOTE MECALAC 14MBX ROAD-RAILER
<b>SERIAL No</b>	31030 (Bogie No 2014)
<b>EQUIPMENT</b>	Hydraulically adjustable boom + 2m45 dipper
<b>DATE</b>	22 June 2005

This machine is equipped with a liftwatch 5 RCI. This system is designed to comply with RAILWAY SAFETY STANDARD GM/RT1300 Issue 4

<b>2dift</b>	<b>RAIL</b>	0 to 50mm CANT @ 66% of tipping load										
	<b>SECTOR</b>	±45° OVER OSCILLATING AXLE (REAR)										
	<b>OSC. AXLE</b>	FLOAT (LIFT & CARRY)										
	<b>2.0m</b>	<b>2.5m</b>	<b>3.0m</b>	<b>3.5m</b>	<b>4.0m</b>	<b>4.5m</b>	<b>5.0m</b>	<b>5.5m</b>	<b>6.0m</b>	<b>6.5m</b>	<b>7.0m</b>	
<b>7.0m</b>	5.89	4.01	2.94	2.24								
<b>6.0m</b>	6.05	4.12	3.01	2.31	1.81	1.44	1.15					
<b>5.0m</b>	6.02	4.07	2.97	2.27	1.78	1.42	1.15	0.92	0.64			
<b>4.0m</b>	5.92	3.92	2.80	2.13	1.67	1.35	1.09	0.85	0.61	0.40		
<b>3.0m</b>		3.71	2.61	1.94	1.48	1.21	0.99	0.74	0.53	0.35		
<b>2.0m</b>	5.09	3.26	2.28	1.69	1.29	1.05	0.83	0.61	0.43	0.28	0.14	
<b>1.0m</b>	3.79	2.57	1.88	1.43	1.11	0.88	0.66	0.49	0.34	0.20	0.09	
<b>0.0m</b>	3.27	2.21	1.62	1.25	0.98	0.75	0.56	0.40	0.26	0.15	0.05	
<b>-1.0m</b>	3.23	2.14	1.55	1.19	0.95	0.70	0.51	0.35	0.23	0.12		
<b>-2.0m</b>	3.30	2.20	1.59	1.22	0.98	0.71	0.51	0.36	0.24			
<b>-3.0m</b>	3.49	2.34	1.70	1.30	1.04	0.78	0.58					




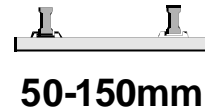
<b>2dift</b>	<b>RAIL</b>	0 to 50mm CANT										
	<b>SECTOR</b>	±45° OVER OSCILLATING AXLE (REAR)										
	<b>OSC. AXLE</b>	LOCKED (STATIC LIFT ONLY)										
	<b>2.0m</b>	<b>2.5m</b>	<b>3.0m</b>	<b>3.5m</b>	<b>4.0m</b>	<b>4.5m</b>	<b>5.0m</b>	<b>5.5m</b>	<b>6.0m</b>	<b>6.5m</b>	<b>7.0m</b>	
<b>7.0m</b>	4.66	3.55	2.80	2.26								
<b>6.0m</b>	4.76	3.62	2.86	2.31	1.90	1.58	1.32					
<b>5.0m</b>	4.74	3.59	2.82	2.28	1.88	1.56	1.32	1.11	0.92			
<b>4.0m</b>	4.68	3.48	2.69	2.17	1.79	1.50	1.27	1.07	0.89	0.68		
<b>3.0m</b>		3.33	2.55	2.01	1.63	1.38	1.18	1.01	0.82	0.63		
<b>2.0m</b>	4.13	3.00	2.29	1.82	1.47	1.24	1.08	0.92	0.73	0.57	0.42	
<b>1.0m</b>	3.28	2.51	1.98	1.61	1.32	1.13	0.98	0.81	0.65	0.50	0.38	
<b>0.0m</b>	2.95	2.25	1.79	1.46	1.22	1.06	0.90	0.73	0.58	0.46	0.34	
<b>-1.0m</b>	2.92	2.19	1.73	1.41	1.20	1.03	0.86	0.69	0.55	0.43		
<b>-2.0m</b>	2.96	2.24	1.76	1.44	1.21	1.04	0.86	0.69	0.56			
<b>-3.0m</b>	3.09	2.34	1.85	1.51	1.26	1.07	0.92					


**NOTES** Radius/height are given in METRES. Loads are given in TONNES, and assume that the load is suspended vertically below the bucket pin with no other equipment attached. This machine has an hydraulically adjustable boom and therefore can have a variety of safe working loads for each point in space. The loads listed here are the MINIMUM loads achievable and are limited by either stability, or 87% of MRV pressure (261 bars, marked **b**)

<b>MACHINE TYPE</b>	REXQUOTE MECALAC 14MBX ROAD-RAILER
<b>SERIAL No</b>	31030 (Bogie No 2014)
<b>EQUIPMENT</b>	Hydraulically adjustable boom + 2m45 dipper
<b>DATE</b>	22 June 2005

This machine is equipped with a liftwatch 5 RCI. This system is designed to comply with RAILWAY SAFETY STANDARD GM/RT1300 Issue 4

<b>3a</b> 	<b>RAIL</b>	50 to 150mm CANT @ 66% of tipping load									
	<b>SECTOR</b>	±20° OVER FIXED AXLE (FRONT)									
	<b>OSC. AXLE</b>	FLOAT (LIFT & CARRY)									
	<b>2.0m</b>	<b>2.5m</b>	<b>3.0m</b>	<b>3.5m</b>	<b>4.0m</b>	<b>4.5m</b>	<b>5.0m</b>	<b>5.5m</b>	<b>6.0m</b>	<b>6.5m</b>	<b>7.0m</b>
<b>7.0m</b>	9.67b	7.00b	5.76b	4.92b							
<b>6.0m</b>	9.78b	6.12b	4.28b	3.90b	3.67b	3.38b	3.14b				
<b>5.0m</b>	9.78b	6.13b	4.32b	3.23b	3.08b	3.04b	2.88b	2.71b	2.50b		
<b>4.0m</b>	9.49b	5.98b	4.23b	3.19b	2.63b	2.80b	2.75b	2.62b	2.44b	2.21b	
<b>3.0m</b>		5.72b	4.09b	3.11b	2.53b	2.77b	2.77b	2.63b	2.43b	2.19b	
<b>2.0m</b>	8.52b	5.48b	3.96b	3.04b	2.91b	3.05b	2.92b	2.71b	2.42b	2.12b	1.84b
<b>1.0m</b>	8.32b	5.38b	3.91b	3.66b	3.74b	3.49b	3.02b	2.63b	2.29b	1.99b	1.72b
<b>0.0m</b>	9.99b	8.10b	5.96b	4.62b	3.64b	3.17b	2.73b	2.38b	2.07b	1.81b	1.55b
<b>-1.0m</b>	8.78b	5.88b	4.39b	3.59b	3.16b	2.74b	2.39b	2.07b	1.82b	1.55b	
<b>-2.0m</b>	8.61b	5.39b	3.86b	3.09b	2.66b	2.32b	2.00b	1.73b	1.48b		
<b>-3.0m</b>	8.99b	5.65b	4.01b	3.05b	2.42b	1.98b	1.69b				



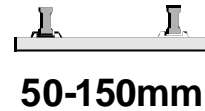
<b>3a</b> 	<b>RAIL</b>	50 to 150mm CANT									
	<b>SECTOR</b>	±20° OVER FIXED AXLE (FRONT)									
	<b>OSC. AXLE</b>	LOCKED (STATIC LIFT ONLY)									
	<b>2.0m</b>	<b>2.5m</b>	<b>3.0m</b>	<b>3.5m</b>	<b>4.0m</b>	<b>4.5m</b>	<b>5.0m</b>	<b>5.5m</b>	<b>6.0m</b>	<b>6.5m</b>	<b>7.0m</b>
<b>7.0m</b>	9.67b	7.00b	5.76b	4.92b							
<b>6.0m</b>	9.78b	6.12b	4.28b	3.90b	3.67b	3.38b	3.14b				
<b>5.0m</b>	9.78b	6.13b	4.32b	3.23b	3.08b	3.04b	2.88b	2.71b	2.50b		
<b>4.0m</b>	9.49b	5.98b	4.23b	3.19b	2.63b	2.80b	2.75b	2.62b	2.44b	2.21b	
<b>3.0m</b>		5.72b	4.09b	3.11b	2.53b	2.77b	2.77b	2.63b	2.43b	2.19b	
<b>2.0m</b>	8.52b	5.48b	3.96b	3.04b	2.91b	3.05b	2.92b	2.71b	2.42b	2.12b	1.84b
<b>1.0m</b>	8.32b	5.38b	3.91b	3.66b	3.74b	3.49b	3.02b	2.63b	2.29b	1.99b	1.72b
<b>0.0m</b>	9.99b	8.10b	5.96b	4.62b	3.64b	3.17b	2.73b	2.38b	2.07b	1.81b	1.55b
<b>-1.0m</b>	8.78b	5.88b	4.39b	3.59b	3.16b	2.74b	2.39b	2.07b	1.82b	1.55b	
<b>-2.0m</b>	8.61b	5.39b	3.86b	3.09b	2.66b	2.32b	2.00b	1.73b	1.48b		
<b>-3.0m</b>	8.99b	5.65b	4.01b	3.05b	2.42b	1.98b	1.69b				

**NOTES** Radius/height are given in METRES. Loads are given in TONNES, and assume that the load is suspended vertically below the bucket pin with no other equipment attached. This machine has an hydraulically adjustable boom and therefore can have a variety of safe working loads for each point in space. The loads listed here are the MINIMUM loads achievable and are limited by either stability, or 87% of MRV pressure (261 bars, marked **b**)

<b>MACHINE TYPE</b>	REXQUOTE MECALAC 14MBX ROAD-RAILER
<b>SERIAL No</b>	31030 (Bogie No 2014)
<b>EQUIPMENT</b>	Hydraulically adjustable boom + 2m45 dipper
<b>DATE</b>	22 June 2005

This machine is equipped with a liftwatch 5 RCI. This system is designed to comply with RAILWAY SAFETY STANDARD GM/RT1300 Issue 4

<b>3b</b>	<b>RAIL</b>	50 to 150mm CANT @ 66% of tipping load										
	<b>SECTOR</b>	±45° OVER FIXED AXLE (FRONT)										
	<b>OSC. AXLE</b>	FLOAT (LIFT & CARRY)										
		<b>2.0m</b>	<b>2.5m</b>	<b>3.0m</b>	<b>3.5m</b>	<b>4.0m</b>	<b>4.5m</b>	<b>5.0m</b>	<b>5.5m</b>	<b>6.0m</b>	<b>6.5m</b>	<b>7.0m</b>
<b>7.0m</b>		5.36	3.71	2.75	2.11							
<b>6.0m</b>		5.50	3.81	2.82	2.17	1.71	1.37	1.09				
<b>5.0m</b>		5.47	3.77	2.78	2.14	1.68	1.35	1.09	0.84	0.58		
<b>4.0m</b>		5.38	3.63	2.61	2.00	1.58	1.27	1.03	0.78	0.54	0.35	
<b>3.0m</b>			3.43	2.44	1.81	1.39	1.14	0.91	0.67	0.47	0.29	
<b>2.0m</b>		4.61	3.00	2.12	1.57	1.21	0.98	0.74	0.54	0.37	0.22	0.09
<b>1.0m</b>		3.40	2.35	1.73	1.32	1.03	0.78	0.58	0.42	0.28	0.15	0.04
<b>0.0m</b>		2.92	2.01	1.49	1.15	0.87	0.66	0.48	0.33	0.20	0.10	0.00
<b>-1.0m</b>		2.88	1.94	1.42	1.09	0.84	0.61	0.43	0.29	0.17	0.07	
<b>-2.0m</b>		2.95	2.00	1.46	1.13	0.86	0.62	0.43	0.29	0.18		
<b>-3.0m</b>		3.13	2.13	1.57	1.20	0.95	0.68	0.50				





<b>3b</b>	<b>RAIL</b>	50 to 150mm CANT										
	<b>SECTOR</b>	±45° OVER FIXED AXLE (FRONT)										
	<b>OSC. AXLE</b>	LOCKED (STATIC LIFT ONLY)										
		<b>2.0m</b>	<b>2.5m</b>	<b>3.0m</b>	<b>3.5m</b>	<b>4.0m</b>	<b>4.5m</b>	<b>5.0m</b>	<b>5.5m</b>	<b>6.0m</b>	<b>6.5m</b>	<b>7.0m</b>
<b>7.0m</b>		8.76	5.27	3.62	2.66							
<b>6.0m</b>		9.00	5.41	3.71	2.74	2.09	1.64	1.29				
<b>5.0m</b>		8.95	5.35	3.66	2.69	2.06	1.62	1.29	1.04	0.76		
<b>4.0m</b>		8.80	5.15	3.45	2.53	1.93	1.53	1.23	0.99	0.72	0.49	
<b>3.0m</b>			4.88	3.22	2.30	1.72	1.37	1.11	0.88	0.64	0.43	
<b>2.0m</b>		7.58	4.29	2.82	2.01	1.50	1.19	0.99	0.73	0.53	0.35	0.20
<b>1.0m</b>		5.65	3.39	2.32	1.70	1.29	1.04	0.81	0.60	0.43	0.27	0.14
<b>0.0m</b>		4.90	2.93	2.01	1.49	1.14	0.93	0.69	0.50	0.34	0.21	0.10
<b>-1.0m</b>		4.83	2.83	1.92	1.42	1.12	0.87	0.64	0.45	0.31	0.19	
<b>-2.0m</b>		4.93	2.91	1.98	1.46	1.14	0.89	0.64	0.46	0.32		
<b>-3.0m</b>		5.22	3.09	2.11	1.56	1.20	0.96	0.71				

**NOTES** Radius/height are given in METRES. Loads are given in TONNES, and assume that the load is suspended vertically below the bucket pin with no other equipment attached. This machine has an hydraulically adjustable boom and therefore can have a variety of safe working loads for each point in space. The loads listed here are the MINIMUM loads achievable and are limited by either stability, or 87% of MRV pressure (261 bars, marked **b**)

<b>MACHINE TYPE</b>	REXQUOTE MECALAC 14MBX ROAD-RAILER
<b>SERIAL No</b>	31030 (Bogie No 2014)
<b>EQUIPMENT</b>	Hydraulically adjustable boom + 2m45 dipper
<b>DATE</b>	22 June 2005


This machine is equipped with a liftwatch 5 RCI. This system is designed to comply with RAILWAY SAFETY STANDARD GM/RT1300 Issue 4

<b>3c</b> 	<b>RAIL</b>	50 to 150mm CANT @ 66% of tipping load									
	<b>SECTOR</b>	±45° to ±135°									
	<b>OSC. AXLE</b>	FLOAT (LIFT & CARRY)									



**50-150mm**

	2.0m	2.5m	3.0m	3.5m	4.0m	4.5m	5.0m	5.5m	6.0m	6.5m	7.0m
<b>7.0m</b>	3.74	2.59	1.90	1.42							
<b>6.0m</b>	3.87	2.69	1.96	1.48	1.13	0.82	0.50				
<b>5.0m</b>	3.84	2.65	1.93	1.45	1.11	0.79	0.50	0.26	0.05		
<b>4.0m</b>	3.76	2.51	1.77	1.32	1.01	0.68	0.41	0.20	0.02		
<b>3.0m</b>		2.32	1.60	1.14	0.75	0.48	0.27	0.09	0.01		
<b>2.0m</b>	3.05	1.92	1.30	0.88	0.48	0.25	0.10	0.01			
<b>1.0m</b>	1.94	1.31	0.90	0.51	0.23	0.05	0.01	0.01			
<b>0.0m</b>	1.50	0.99	0.55	0.26	0.04	0.01	0.01				
<b>-1.0m</b>	1.46	0.90	0.45	0.17	0.01	0.01					
<b>-2.0m</b>	1.52	0.98	0.51	0.22	0.03	0.01					
<b>-3.0m</b>	1.68	1.11	0.66	0.34	0.12	0.00					

<b>3c</b> 	<b>RAIL</b>	50 to 150mm CANT									
	<b>SECTOR</b>	±45° to ±135°									
	<b>OSC. AXLE</b>	LOCKED (STATIC LIFT ONLY)									

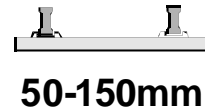
	2.0m	2.5m	3.0m	3.5m	4.0m	4.5m	5.0m	5.5m	6.0m	6.5m	7.0m
<b>7.0m</b>	5.07	3.27	2.29	1.68							
<b>6.0m</b>	5.25	3.38	2.37	1.75	1.31	1.00	0.65				
<b>5.0m</b>	5.21	3.33	2.33	1.71	1.28	0.98	0.64	0.37	0.14		
<b>4.0m</b>	5.10	3.17	2.14	1.56	1.17	0.86	0.55	0.30	0.10		
<b>3.0m</b>		2.94	1.94	1.36	0.97	0.65	0.39	0.19	0.02		
<b>2.0m</b>	4.17	2.44	1.59	1.09	0.67	0.39	0.21	0.05	0.00		
<b>1.0m</b>	2.69	1.70	1.16	0.74	0.39	0.17	0.04	0.01			
<b>0.0m</b>	2.11	1.31	0.84	0.45	0.18	0.04	0.01	0.01			
<b>-1.0m</b>	2.06	1.23	0.72	0.36	0.14	0.00	0.01				
<b>-2.0m</b>	2.14	1.29	0.79	0.41	0.17	0.01					
<b>-3.0m</b>	2.36	1.45	0.97	0.54	0.26	0.07					

**NOTES** Radius/height are given in METRES. Loads are given in TONNES, and assume that the load is suspended vertically below the bucket pin with no other equipment attached. This machine has an hydraulically adjustable boom and therefore can have a variety of safe working loads for each point in space. The loads listed here are the MINIMUM loads achievable and are limited by either stability, or 87% of MRV pressure (261 bars, marked **b**)

<b>MACHINE TYPE</b>	REXQUOTE MECALAC 14MBX ROAD-RAILER
<b>SERIAL No</b>	31030 (Bogie No 2014)
<b>EQUIPMENT</b>	Hydraulically adjustable boom + 2m45 dipper
<b>DATE</b>	22 June 2005

This machine is equipped with a liftwatch 5 RCI. This system is designed to comply with RAILWAY SAFETY STANDARD GM/RT1300 Issue 4

<b>3d lift</b>	<b>RAIL</b>	50 to 150mm CANT @ 66% of tipping load									
	<b>SECTOR</b>	±45° OVER OSCILLATING AXLE (REAR)									
	<b>OSC. AXLE</b>	FLOAT (LIFT & CARRY)									
	<b>2.0m</b>	<b>2.5m</b>	<b>3.0m</b>	<b>3.5m</b>	<b>4.0m</b>	<b>4.5m</b>	<b>5.0m</b>	<b>5.5m</b>	<b>6.0m</b>	<b>6.5m</b>	<b>7.0m</b>
<b>7.0m</b>	3.63	2.69	2.06	1.62							
<b>6.0m</b>	3.73	2.77	2.12	1.67	1.33	1.07	0.80				
<b>5.0m</b>	3.71	2.73	2.09	1.64	1.31	1.05	0.79	0.54	0.33		
<b>4.0m</b>	3.64	2.62	1.95	1.53	1.22	0.99	0.72	0.49	0.30	0.13	
<b>3.0m</b>		2.46	1.80	1.37	1.06	0.82	0.58	0.39	0.23	0.08	
<b>2.0m</b>	3.08	2.12	1.54	1.16	0.86	0.60	0.43	0.27	0.14	0.02	
<b>1.0m</b>	2.19	1.61	1.22	0.94	0.63	0.42	0.28	0.16	0.05	0.00	
<b>0.0m</b>	1.83	1.34	1.02	0.71	0.46	0.32	0.19	0.08	0.00		
<b>-1.0m</b>	1.80	1.28	0.96	0.64	0.43	0.27	0.15	0.04	0.01		
<b>-2.0m</b>	1.85	1.33	1.00	0.68	0.45	0.28	0.15	0.05			
<b>-3.0m</b>	1.98	1.43	1.08	0.78	0.53	0.34	0.20				



<b>3d lift</b>	<b>RAIL</b>	50 to 150mm CANT									
	<b>SECTOR</b>	±45° OVER OSCILLATING AXLE (REAR)									
	<b>OSC. AXLE</b>	LOCKED (STATIC LIFT ONLY)									
	<b>2.0m</b>	<b>2.5m</b>	<b>3.0m</b>	<b>3.5m</b>	<b>4.0m</b>	<b>4.5m</b>	<b>5.0m</b>	<b>5.5m</b>	<b>6.0m</b>	<b>6.5m</b>	<b>7.0m</b>
<b>7.0m</b>	3.71	2.79	2.17	1.72							
<b>6.0m</b>	3.82	2.87	2.23	1.77	1.43	1.16	0.93				
<b>5.0m</b>	3.80	2.83	2.20	1.75	1.40	1.15	0.92	0.67	0.44		
<b>4.0m</b>	3.73	2.72	2.06	1.63	1.32	1.08	0.85	0.61	0.41	0.24	
<b>3.0m</b>		2.57	1.92	1.48	1.16	0.96	0.71	0.51	0.34	0.19	
<b>2.0m</b>	3.19	2.25	1.67	1.28	1.00	0.75	0.56	0.40	0.25	0.13	0.02
<b>1.0m</b>	2.34	1.75	1.35	1.07	0.79	0.57	0.42	0.29	0.17	0.06	
<b>0.0m</b>	2.00	1.49	1.16	0.90	0.63	0.47	0.33	0.21	0.11	0.02	
<b>-1.0m</b>	1.97	1.44	1.10	0.83	0.60	0.42	0.29	0.17	0.08	0.00	
<b>-2.0m</b>	2.02	1.48	1.14	0.87	0.62	0.44	0.29	0.17	0.08		
<b>-3.0m</b>	2.15	1.58	1.22	0.97	0.69	0.49	0.34				

**NOTES** Radius/height are given in METRES. Loads are given in TONNES, and assume that the load is suspended vertically below the bucket pin with no other equipment attached. This machine has an hydraulically adjustable boom and therefore can have a variety of safe working loads for each point in space. The loads listed here are the MINIMUM loads achievable and are limited by either stability, or 87% of MRV pressure (261 bars, marked **b**)

<b>MACHINE TYPE</b>	REXQUOTE MECALAC 14MBX ROAD-RAILER
<b>SERIAL No</b>	31030 (Bogie No 2014)
<b>EQUIPMENT</b>	Hydraulically adjustable boom + 2m45 dipper
<b>DATE</b>	22 June 2005

This machine is equipped with a liftwatch 5 RCI. This system is designed to comply with RAILWAY SAFETY STANDARD GM/RT1300 Issue 4



**150mm cant/1:30  
gradient/25mm twist**

<b>3+16!</b>	<b>RAIL</b>	50 to 150mm CANT @ 66% of tipping load										
	<b>SECTOR</b>	360°										
	<b>OSC. AXLE</b>	FLOAT (LIFT & CARRY)										
	<b>2.0m</b>	<b>2.5m</b>	<b>3.0m</b>	<b>3.5m</b>	<b>4.0m</b>	<b>4.5m</b>	<b>5.0m</b>	<b>5.5m</b>	<b>6.0m</b>	<b>6.5m</b>	<b>7.0m</b>	
<b>7.0m</b>	3.44	2.41	1.77	1.32								
<b>6.0m</b>	3.56	2.50	1.83	1.39	1.06	0.73	0.42					
<b>5.0m</b>	3.54	2.46	1.80	1.35	1.03	0.70	0.42	0.19				
<b>4.0m</b>	3.46	2.33	1.64	1.22	0.91	0.59	0.34	0.13	0.00			
<b>3.0m</b>		2.15	1.48	1.05	0.65	0.40	0.19	0.03				
<b>2.0m</b>	2.78	1.76	1.19	0.75	0.39	0.17	0.03	0.01				
<b>1.0m</b>	1.73	1.18	0.75	0.39	0.14	0.00	0.00	0.00				
<b>0.0m</b>	1.31	0.81	0.41	0.15	0.01	0.01	0.01					
<b>-1.0m</b>	1.27	0.72	0.31	0.07	0.01	0.01						
<b>-2.0m</b>	1.33	0.80	0.38	0.12	0.00							
<b>-3.0m</b>	1.49	0.98	0.52	0.23	0.03							

<b>3+16!</b>	<b>RAIL</b>	50 to 150mm CANT										
	<b>SECTOR</b>	360°										
	<b>OSC. AXLE</b>	LOCKED (STATIC LIFT ONLY)										
	<b>2.0m</b>	<b>2.5m</b>	<b>3.0m</b>	<b>3.5m</b>	<b>4.0m</b>	<b>4.5m</b>	<b>5.0m</b>	<b>5.5m</b>	<b>6.0m</b>	<b>6.5m</b>	<b>7.0m</b>	
<b>7.0m</b>	4.63	3.02	2.14	1.56								
<b>6.0m</b>	4.79	3.13	2.21	1.63	1.23	0.91	0.56					
<b>5.0m</b>	4.76	3.09	2.17	1.60	1.20	0.88	0.55	0.30	0.07			
<b>4.0m</b>	4.65	2.93	1.99	1.45	1.09	0.76	0.47	0.23	0.04			
<b>3.0m</b>		2.71	1.80	1.25	0.85	0.55	0.31	0.12	0.00			
<b>2.0m</b>	3.77	2.23	1.46	1.00	0.56	0.30	0.13	0.00				
<b>1.0m</b>	2.38	1.52	1.03	0.60	0.28	0.08	0.00	0.01				
<b>0.0m</b>	1.83	1.14	0.67	0.32	0.08	0.01	0.01					
<b>-1.0m</b>	1.79	1.07	0.55	0.23	0.04	0.00	0.01					
<b>-2.0m</b>	1.86	1.13	0.62	0.28	0.07	0.00						
<b>-3.0m</b>	2.07	1.28	0.80	0.41	0.16	0.01						

**NOTES** Radius/height are given in METRES. Loads are given in TONNES, and assume that the load is suspended vertically below the bucket pin with no other equipment attached. This machine has an hydraulically adjustable boom and therefore can have a variety of safe working loads for each point in space. The loads listed here are the MINIMUM loads achievable and are limited by either stability, or 87% of MRV pressure (261 bars, marked **b**)